

### Luminaire Photograph



Light Output Ratio:	81.2%	
Luminaire Power:	11.1 W	
SHR Nominal:	0.75	Calculated using the TM5
SHR Maximum:	0.85	fine grid method.

C Range: 0 - 360DEG  
C Interval: 30.0DEG  
Test Speed: HIGH  
Temperature: 25.3 °C  
Operators: zoe  
Test Date: 2023-8-3

γ Range: 0 - 180DEG  
γ Interval: 1.0DEG  
Test System: EVERFINE GO-SPEX500\_V1 SYSTEM V2.00.461  
Humidity: 65.0%  
Test Distance: 3.160m [K=1.0000]  
Remarks: LAMP: CMA1306-0000-000N0U0A30G Ra:90  
LENS: PM-1084C 50R  
DRIVER: 9290 028 088 250mA  
30minutes warm-up

## LUMINOUS INTENSITY DISTRIBUTION DIAGRAM

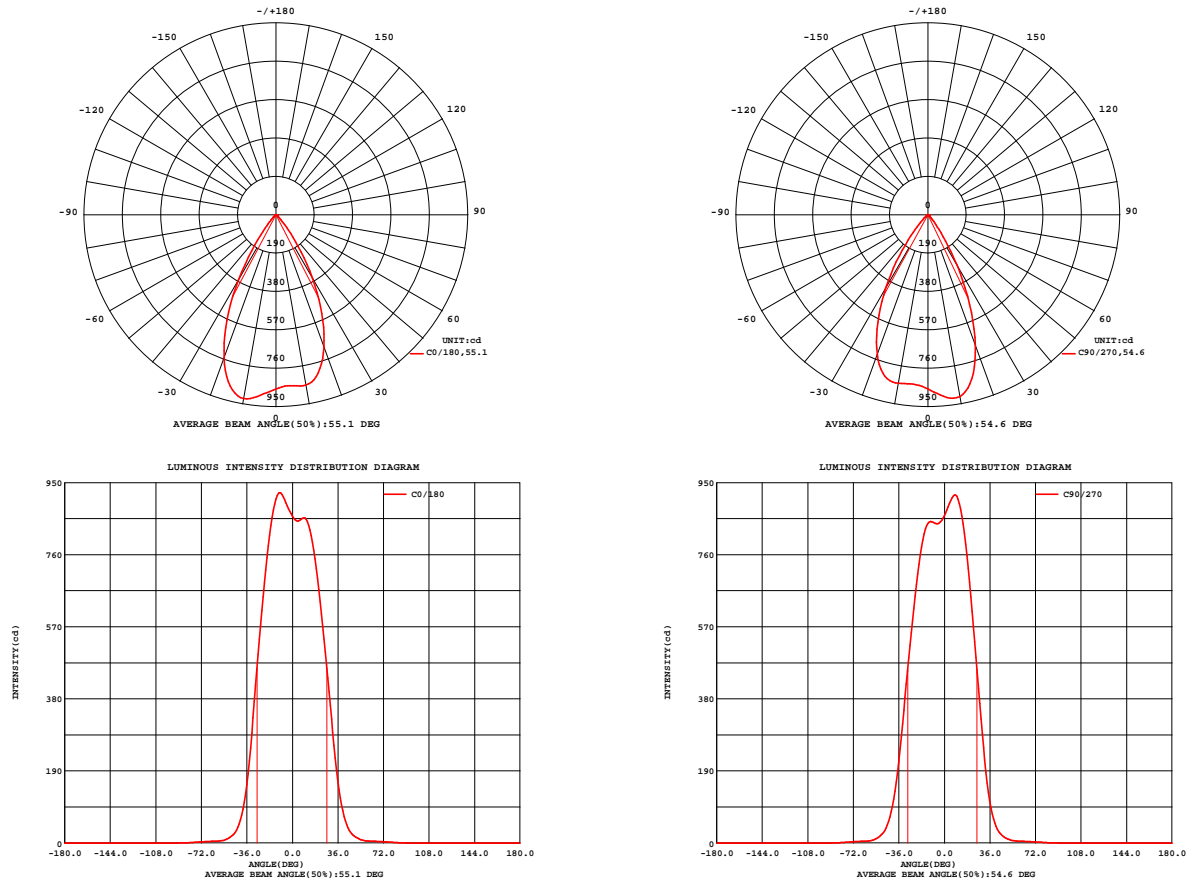


Fig. C0/C180

Fig. C90/C270

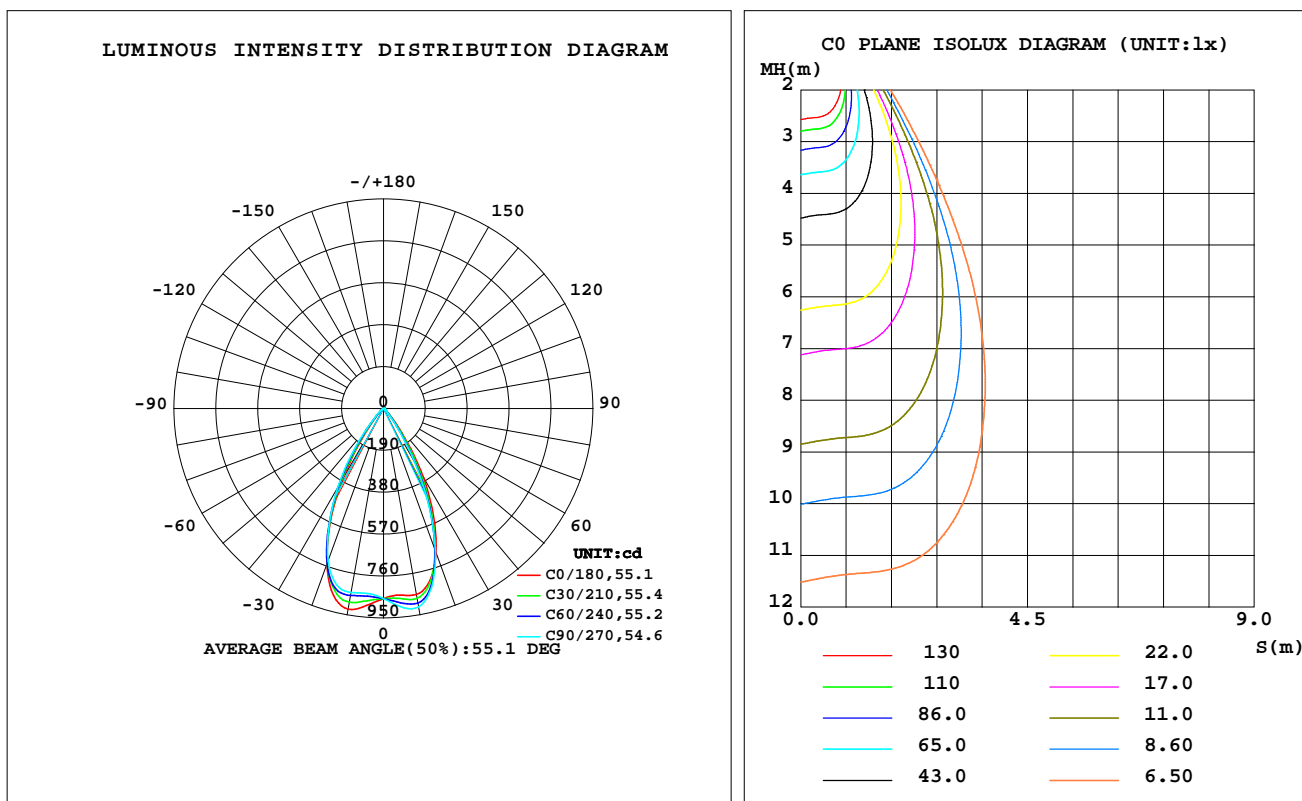
C Range: 0 - 360DEG  
C Interval: 30.0DEG  
Test Speed: HIGH  
Temperature: 25.3 °C  
Operators: zoe  
Test Date: 2023-8-3

$\gamma$  Range: 0 - 180DEG  
 $\gamma$  Interval: 1.0DEG  
Test System: EVERFINE GO-SPEX500\_V1 SYSTEM V2.00.461  
Humidity: 65.0%  
Test Distance: 3.160m [K=1.0000]  
Remarks: LAMP: CMA1306-0000-000N0U0A30G Ra: 90  
LENS: PM-1084C 50R  
DRIVER: 9290 028 088 250mA  
30minutes warm-up

## LUMINAIRE PHOTOMETRIC TEST REPORT

Test:U:220.13V I:0.0522A P:11.098W PF:0.9636 Freq:49.99Hz Lamp Flux:896.707x1 lm		
NAME: 2218.241F-ACOT-97	TYPE:	WEIGHT:
SPEC.: 3000K	DIM.:	SERIAL No.: 2308030971
MFR.: RISE	SUR.: 0.001589625m2	Shielding Angle:

DATA OF LAMP		PHOTOMETRIC DATA Eff: 65.64 lm/W			
MODEL	CREE	I <sub>max</sub> (cd)	935.2	S/MH(C0/180)	0.84
NOMINAL POWER(W)	11	LOR(%)	81.2	S/MH(C90/270)	0.88
RATED VOLTAGE(V)	220	TOTAL FLUX(lm)	728.42	η UP,DN(C0-180)	0.0,38.1
NOMINAL FLUX(lm)	896.707	CIE CLASS	DIRECT	η UP,DN(C180-360)	0.0,43.1
LAMPS INSIDE	1	η up(%)	0.0	CIBSE SHR NOM	0.75
TEST VOLTAGE(V)	220	η down(%)	81.2	CIBSE SHR MAX	0.85



C Range: 0 - 360DEG  
C Interval: 30.0DEG  
Test Speed: HIGH  
Temperature:25.3℃  
Operators:zoe  
Test Date:2023-8-3

γ Range: 0 - 180DEG  
γ Interval: 1.0DEG  
Test System:EVERFINE GO-SPEX500\_V1 SYSTEM V2.00.461  
Humidity:65.0%  
Test Distance:3.160m [K=1.0000]  
Remarks: LAMP:CMA1306-0000-000N0U0A30G Ra:90  
LENS: PM-1084C 50R  
DRIVER: 9290 028 088 250mA  
30minutes warm-up

## ZONAL FLUX DIAGRAM

### ZONAL FLUX DIAGRAM:

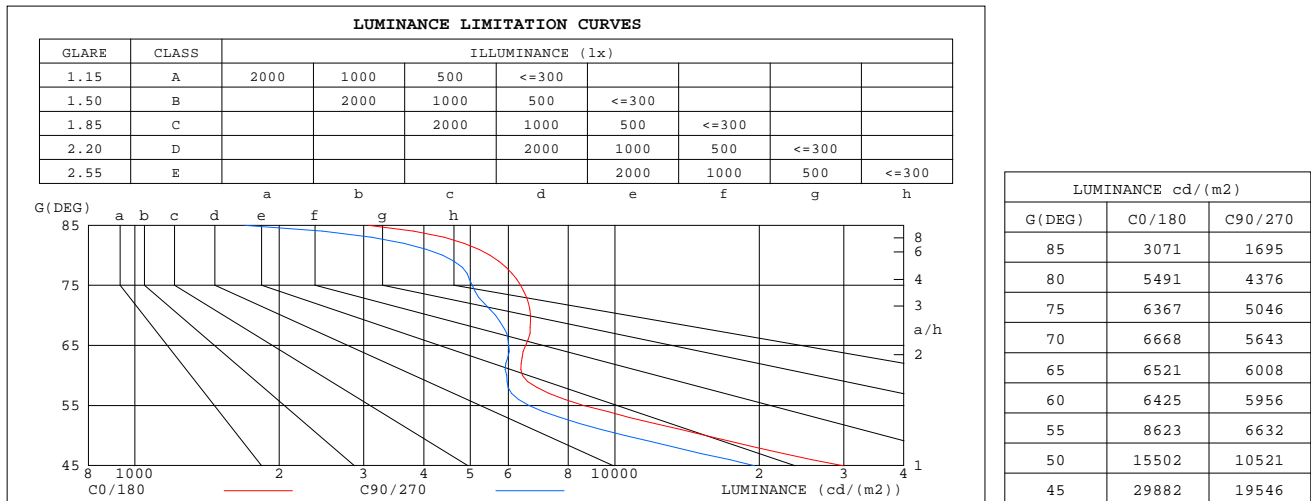
$\gamma$	C0	C45	C90	C135	C180	C225	C270	C315	$\gamma$	$\Phi$ zone	$\Phi$ total	%lum,lamp
10	856.4	885.1	913.6	931.6	923.7	876.4	846.9	841.1	0- 10	83.73	83.73	11.5,9.34
20	696.0	684.1	687.4	719.0	752.6	749.1	734.7	733.5	10- 20	232.0	315.8	43.3,35.2
30	362.6	315.0	288.6	309.2	372.4	402.9	418.5	411.9	20- 30	247.3	563.0	77.3,62.8
40	84.70	64.50	52.77	54.79	73.70	97.41	114.8	108.5	30- 40	122.0	685.0	94,76.4
50	15.85	12.65	10.75	10.91	13.28	17.33	20.46	19.65	40- 50	28.80	713.8	98,79.6
60	5.109	4.922	4.735	4.634	4.726	5.042	5.333	5.320	50- 60	7.449	721.2	99,80.4
70	3.627	3.399	3.069	3.124	3.307	3.465	3.590	3.668	60- 70	4.169	725.4	99.6,80.9
80	1.516	1.436	1.208	1.192	1.214	1.282	1.401	1.517	70- 80	2.528	727.9	99.9,81.2
90	0	0	0	0	0	0	0	0	80- 90	0.4906	728.4	100,81.2
100	0	0	0	0	0	0	0	0	90-100	0	728.4	100,81.2
110	0	0	0	0	0	0	0	0	100-110	0	728.4	100,81.2
120	0	0	0	0	0	0	0	0	110-120	0	728.4	100,81.2
130	0	0	0	0	0	0	0	0	120-130	0	728.4	100,81.2
140	0	0	0	0	0	0	0	0	130-140	0	728.4	100,81.2
150	0	0	0	0	0	0	0	0	140-150	0	728.4	100,81.2
160	0	0	0	0	0	0	0	0	150-160	0	728.4	100,81.2
170	0	0	0	0	0	0	0	0	160-170	0	728.4	100,81.2
180	0	0	0	0	0	0	0	0	170-180	0	728.4	100,81.2
DEG	LUMINOUS INTENSITY:cd									UNIT:lm		

C Range: 0 - 360DEG  
C Interval: 30.0DEG  
Test Speed: HIGH  
Temperature:25.3℃  
Operators:zoe  
Test Date:2023-8-3

$\gamma$  Range: 0 - 180DEG  
 $\gamma$  Interval: 1.0DEG  
Test System:EVERFINE GO-SPEX500\_V1 SYSTEM V2.00.461  
Humidity:65.0%  
Test Distance:3.160m [K=1.0000]  
Remarks: LAMP:CMA1306-0000-000N0U0A30G Ra:90  
LENS: PM-1084C 50R  
DRIVER: 9290 028 088 250mA  
30minutes warm-up

## LUMINANCE LIMITATION CURVES

Test:U:220.13V I:0.0522A P:11.098W PF:0.9636 Freq:49.99Hz Lamp Flux:896.707x1 lm		
NAME: 2218.241F-ACOT-97	TYPE:	WEIGHT:
SPEC.: 3000K	DIM.:	SERIAL No.: 2308030971
MFR.: RISE	SUR.: 0.001589625m2	Shielding Angle:



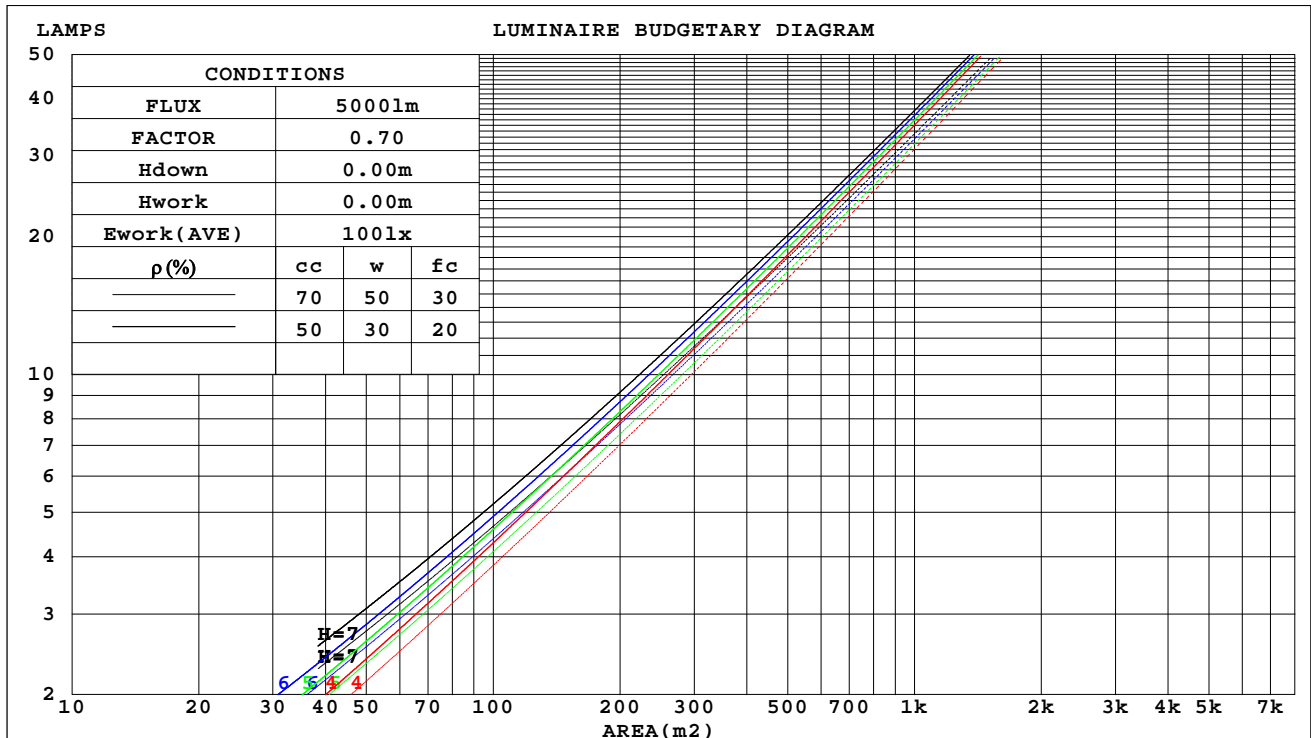
C Range: 0 - 360DEG  
C Interval: 30.0DEG  
Test Speed: HIGH  
Temperature:25.3℃  
Operators:zoe  
Test Date:2023-8-3

γ Range: 0 - 180DEG  
γ Interval: 1.0DEG  
Test System:EVERFINE GO-SPEX500\_V1 SYSTEM V2.00.461  
Humidity:65.0%  
Test Distance:3.160m [K=1.0000]  
Remarks: LAMP:CMA1306-0000-000N0U0A30G Ra:90  
LENS: PM-1084C 50R  
DRIVER: 9290 028 088 250mA  
30minutes warm-up

### CU AND LUMINAIRE BUDGETARY ESTIMATE DIAGRAM

Test:U:220.13V I:0.0522A P:11.098W PF:0.9636 Freq:49.99Hz Lamp Flux:896.707x1 lm		
NAME: 2218.241F-ACOT-97	TYPE:	WEIGHT:
SPEC.: 3000K	DIM.:	SERIAL No.: 2308030971
MFR.: RISE	SUR.: 0.001589625m2	Shielding Angle:

$\rho_{cc}$	80%			70%			50%			30%			10%			0
$\rho_w$	50%	30%	10%	50%	30%	10%	50%	30%	10%	50%	30%	10%	50%	30%	10%	0
$\rho_{fc}$	20%			20%			20%			20%			20%			0
RCR	RCR:Room Cavity Ratio															
	Coefficients of Utilization(CU)															
0.0	.97	.97	.97	.94	.94	.94	.90	.90	.90	.86	.86	.86	.83	.83	.83	.81
1.0	.90	.88	.86	.88	.87	.85	.85	.84	.82	.82	.81	.80	.79	.78	.78	.76
2.0	.84	.81	.78	.83	.80	.77	.80	.78	.76	.78	.76	.74	.75	.74	.73	.71
3.0	.79	.75	.72	.78	.74	.71	.75	.72	.70	.73	.71	.69	.72	.70	.68	.67
4.0	.74	.69	.66	.73	.69	.66	.71	.68	.65	.70	.67	.64	.68	.66	.64	.62
5.0	.69	.65	.61	.69	.64	.61	.67	.63	.61	.66	.63	.60	.65	.62	.60	.58
6.0	.65	.61	.57	.65	.60	.57	.64	.60	.57	.62	.59	.56	.61	.58	.56	.55
7.0	.62	.57	.54	.61	.57	.54	.60	.56	.53	.59	.56	.53	.58	.55	.53	.52
8.0	.58	.54	.50	.58	.53	.50	.57	.53	.50	.56	.53	.50	.55	.52	.50	.49
9.0	.55	.51	.48	.55	.51	.48	.54	.50	.47	.53	.50	.47	.53	.49	.47	.46
10.0	.53	.48	.45	.52	.48	.45	.52	.48	.45	.51	.47	.45	.50	.47	.45	.44



C Range: 0 - 360DEG  
C Interval: 30.0DEG  
Test Speed: HIGH  
Temperature: 25.3°C  
Operators: zoe  
Test Date: 2023-8-3

```

γ Range: 0 - 180DEG
γ Interval: 1.0DEG
Test System:EVERFINE GO-SPEX500_V1 SYSTEM V2.00.461
Humidity:65.0%
Test Distance:3.160m [K=1.0000]
Remarks: LAMP:CMAL306-0000-000N0U0A30G Ra:90
          LENS: PM-1084C 50R
          DRIVER: 9290 028 088 250mA
          30minutes warm-up

```

### WEC AND CCEC

Test:U:220.13V I:0.0522A P:11.098W PF:0.9636 Freq:49.99Hz Lamp Flux:896.707x1 lm		
NAME: 2218.241F-ACOT-97	TYPE:	WEIGHT:
SPEC.: 3000K	DIM.:	SERIAL No.: 2308030971
MFR.: RISE	SUR.: 0.001589625m2	Shielding Angle:

pcc	80%			70%			50%			30%			10%			0
pw	50%	30%	10%	50%	30%	10%	50%	30%	10%	50%	30%	10%	50%	30%	10%	0
pfc	20%			20%			20%			20%			20%			0
RCR	RCR:Room Cavity Ratio						Wall Exitance Coefficients(WEC)									
0.0																
1.0	.142	.081	.026	.136	.078	.025	.126	.072	.023	.117	.067	.022	.108	.063	.020	
2.0	.135	.074	.023	.131	.072	.022	.122	.068	.021	.114	.064	.020	.107	.060	.019	
3.0	.128	.068	.020	.124	.067	.020	.117	.063	.019	.110	.060	.019	.104	.058	.018	
4.0	.122	.063	.019	.119	.062	.018	.112	.060	.018	.106	.057	.017	.101	.055	.017	
5.0	.116	.059	.017	.113	.058	.017	.108	.056	.017	.103	.054	.016	.098	.052	.016	
6.0	.111	.056	.016	.108	.055	.016	.103	.053	.015	.099	.051	.015	.095	.050	.015	
7.0	.106	.052	.015	.104	.052	.015	.099	.050	.014	.095	.049	.014	.092	.048	.014	
8.0	.101	.050	.014	.099	.049	.014	.096	.048	.014	.092	.047	.013	.089	.046	.013	
9.0	.097	.047	.013	.095	.046	.013	.092	.045	.013	.089	.044	.013	.086	.044	.013	
10.0	.093	.045	.012	.092	.044	.012	.089	.043	.012	.086	.043	.012	.083	.042	.012	

pcc	80%			70%			50%			30%			10%			0	
pw	50%	30%	10%	50%	30%	10%	50%	30%	10%	50%	30%	10%	50%	30%	10%	0	
pfc	20%			20%			20%			20%			20%			0	
RCR	RCR:Room Cavity Ratio						Ceiling Cavity Exitance Coefficients(CCEC)										
0.0	.155	.155	.155	.132	.132	.132	.090	.090	.090	.052	.052	.052	.017	.017	.017		
1.0	.139	.128	.118	.119	.110	.101	.081	.075	.070	.047	.044	.041	.015	.014	.013		
2.0	.126	.108	.092	.108	.093	.079	.074	.064	.055	.043	.037	.033	.014	.012	.011		
3.0	.116	.092	.073	.100	.080	.063	.068	.055	.045	.039	.032	.026	.013	.010	.009		
4.0	.108	.080	.059	.092	.069	.052	.063	.048	.036	.037	.028	.021	.012	.009	.007		
5.0	.100	.071	.049	.086	.061	.043	.059	.043	.030	.034	.025	.018	.011	.008	.006		
6.0	.094	.063	.041	.081	.055	.036	.056	.038	.025	.032	.023	.015	.010	.007	.005		
7.0	.089	.057	.035	.077	.049	.030	.053	.035	.021	.031	.020	.013	.010	.007	.004		
8.0	.084	.052	.030	.073	.045	.026	.050	.032	.018	.029	.019	.011	.009	.006	.004		
9.0	.080	.048	.026	.069	.041	.022	.048	.029	.016	.028	.017	.009	.009	.006	.003		
10.0	.077	.044	.023	.066	.038	.020	.046	.027	.014	.027	.016	.008	.009	.005	.003		

C Range: 0 - 360DEG  
C Interval: 30.0DEG  
Test Speed: HIGH  
Temperature:25.3℃  
Operators:zoe  
Test Date:2023-8-3

γ Range: 0 - 180DEG  
γ Interval: 1.0DEG  
Test System:EVERFINE GO-SPEX500\_V1 SYSTEM V2.00.461  
Humidity:65.0%  
Test Distance:3.160m [K=1.0000]  
Remarks: LAMP:CMA1306-0000-000N0U0A30G Ra:90  
LENS: PM-1084C 50R  
DRIVER: 9290 028 088 250mA  
30minutes warm-up

UGR(Unified Glare Rating) Table

Test:U:220.13V I:0.0522A P:11.098W PF:0.9636 Freq:49.99Hz Lamp Flux:896.707x1 lm										
NAME: 2218.241F-ACOT-97					TYPE:			WEIGHT:		
SPEC.: 3000K					DIM.:			SERIAL No.: 2308030971		
MFR.: RISE					SUR.: 0.001589625m2			Shielding Angle:		
ceiling/cavity	0.7	0.7	0.5	0.5	0.3	0.7	0.7	0.5	0.5	0.3
walls	0.5	0.3	0.5	0.3	0.3	0.5	0.3	0.5	0.3	0.3
working plane	0.2	0.2	0.2	0.2	0.2	0.2	0.2	0.2	0.2	0.2
Room dimensions	Viewed crosswise					Viewed endwise				
x = 2H y = 2H	20.1	21.1	20.4	21.2	21.4	18.6	19.5	18.8	19.7	19.8
3H	20.1	20.9	20.3	21.1	21.3	18.6	19.4	18.8	19.6	19.8
4H	20.1	20.9	20.3	21.1	21.3	18.5	19.3	18.8	19.6	19.8
6H	20.0	20.8	20.3	21.0	21.3	18.5	19.3	18.8	19.5	19.8
8H	20.0	20.7	20.3	21.0	21.2	18.5	19.2	18.8	19.5	19.7
12H	20.0	20.7	20.3	20.9	21.2	18.5	19.1	18.8	19.4	19.7
4H 2H	19.9	20.7	20.2	20.9	21.2	18.4	19.2	18.7	19.4	19.6
3H	19.9	20.6	20.2	20.9	21.1	18.4	19.1	18.7	19.4	19.7
4H	19.9	20.6	20.3	20.9	21.2	18.5	19.1	18.8	19.4	19.7
6H	19.9	20.5	20.3	20.8	21.2	18.5	19.0	18.9	19.4	19.7
8H	19.9	20.4	20.3	20.8	21.2	18.5	19.0	18.9	19.3	19.7
12H	19.9	20.4	20.3	20.7	21.1	18.4	18.9	18.8	19.3	19.7
8H 4H	19.8	20.4	20.2	20.7	21.1	18.4	18.9	18.8	19.3	19.6
6H	19.9	20.3	20.3	20.7	21.1	18.5	18.9	18.9	19.3	19.7
8H	19.9	20.2	20.3	20.7	21.1	18.5	18.8	18.9	19.2	19.7
12H	19.8	20.2	20.3	20.6	21.1	18.4	18.7	18.9	19.2	19.7
12H 4H	19.8	20.3	20.2	20.6	21.0	18.4	18.8	18.8	19.2	19.6
6H	19.8	20.2	20.3	20.6	21.1	18.4	18.8	18.9	19.2	19.7
8H	19.8	20.2	20.3	20.6	21.1	18.4	18.8	18.9	19.2	19.7
Variations with the observer position at spacings(CIE Pub.117):										
S = 1.0H	+ 3.5 / - 4.9					+ 2.6 / - 3.9				
1.5H	+ 5.7 / - 4.9					+ 4.7 / - 3.8				
2.0H	+ 4.2 / - 1.7					+ 2.8 / - 1.2				

CIE Pub.117, 896.7 lm Total Lamp Luminous Flux Correct (8log(F/F0) = -0.4)  
Area: 0.00158963 m2

C Range: 0 - 360DEG  
C Interval: 30.0DEG  
Test Speed: HIGH  
Temperature:25.3℃  
Operators:zoe  
Test Date:2023-8-3

γ Range: 0 - 180DEG  
γ Interval: 1.0DEG  
Test System:EVERFINE GO-SPEX500\_V1 SYSTEM V2.00.461  
Humidity:65.0%  
Test Distance:3.160m [K=1.0000]  
Remarks: LAMP:CMA1306-0000-000N0U0A30G Ra:90  
LENS: PM-1084C 50R  
DRIVER: 9290 028 088 250mA  
30minutes warm-up



### UTILIZATION FACTORS TABLE

Test:U:220.13V I:0.0522A P:11.098W PF:0.9636 Freq:49.99Hz Lamp Flux:896.707x1 lm		
NAME: 2218.241F-ACOT-97	TYPE:	WEIGHT:
SPEC.: 3000K	DIM.:	SERIAL No.: 2308030971
MFR.: RISE	SUR.: 0.001589625m2	Shielding Angle:

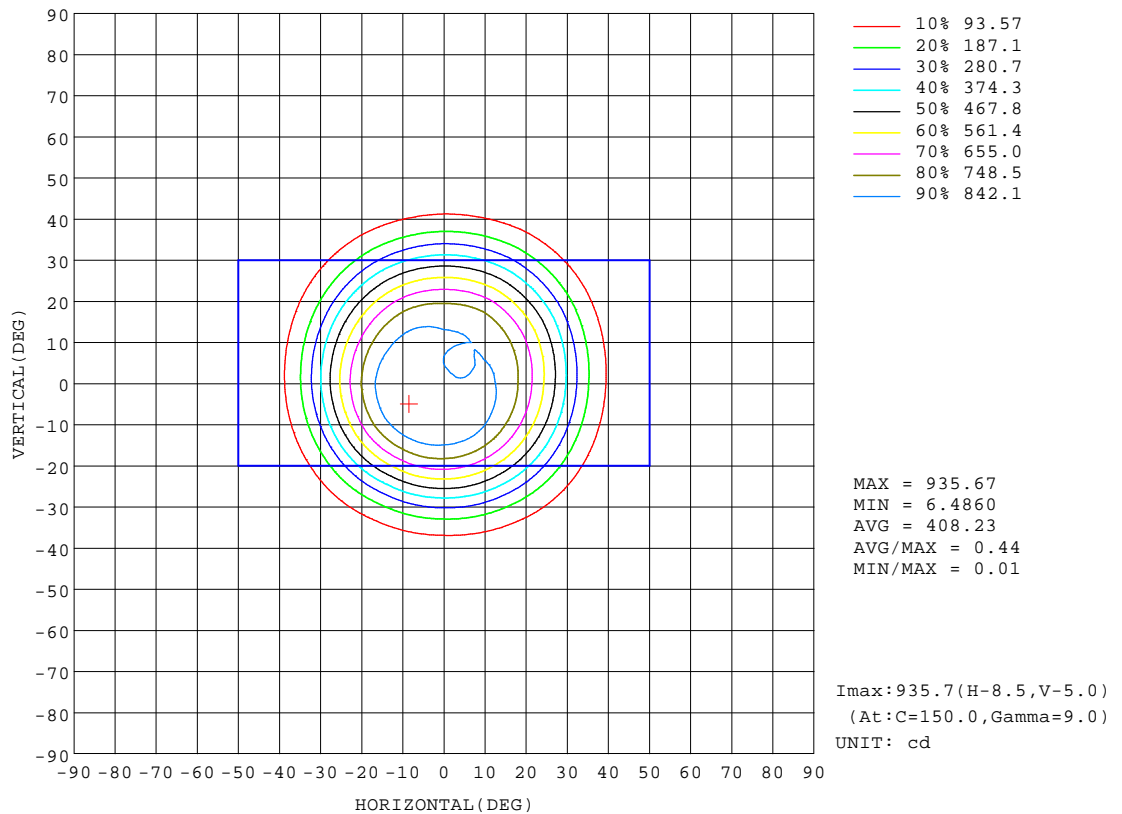
REFLECTANCE										
Ceiling	0.8	0.8	0.8	0.7	0.7	0.7	0.5	0.5	0.5	0
Walls	0.7	0.5	0.3	0.7	0.5	0.3	0.7	0.5	0.3	0
Working plane	0.2	0.2	0.2	0.2	0.2	0.2	0.2	0.2	0.2	0
ROOM INDEX	UTILIZATION FACTORS(PERCENT) $k(RI) \times RCR = 5$									
k = 0.60	71	66	63	71	66	63	70	66	63	60
0.80	77	73	70	77	72	70	76	72	69	66
1.00	81	76	73	80	76	73	79	76	73	70
1.25	84	80	77	83	79	77	82	78	76	73
1.50	86	82	80	85	82	79	83	81	78	75
2.00	88	85	82	87	84	82	85	83	81	76
2.50	90	87	84	88	86	83	86	84	82	77
3.00	91	88	86	89	87	85	87	85	83	78
4.00	93	90	89	91	89	87	88	86	85	79
5.00	94	92	90	92	90	89	89	87	86	80
ROOM INDEX	UF(total)									Direct
According to DIN EN 13032-2 2004			Suspended					SHRNOM = 1.25		

C Range: 0 - 360DEG  
C Interval: 30.0DEG  
Test Speed: HIGH  
Temperature:25.3℃  
Operators:zoe  
Test Date:2023-8-3

γ Range: 0 - 180DEG  
γ Interval: 1.0DEG  
Test System:EVERFINE GO-SPEX500\_V1 SYSTEM V2.00.461  
Humidity:65.0%  
Test Distance:3.160m [K=1.0000]  
Remarks: LAMP:CMA1306-0000-000N0U0A30G Ra:90  
LENS: PM-1084C 50R  
DRIVER: 9290 028 088 250mA  
30minutes warm-up

## ISOCANDELA DIAGRAM

Test:U:220.13V I:0.0522A P:11.098W PF:0.9636 Freq:49.99Hz Lamp Flux:896.707x1 lm		
NAME: 2218.241F-ACOT-97	TYPE:	WEIGHT:
SPEC.: 3000K	DIM.:	SERIAL No.: 2308030971
MFR.: RISE	SUR.: 0.001589625m2	Shielding Angle:

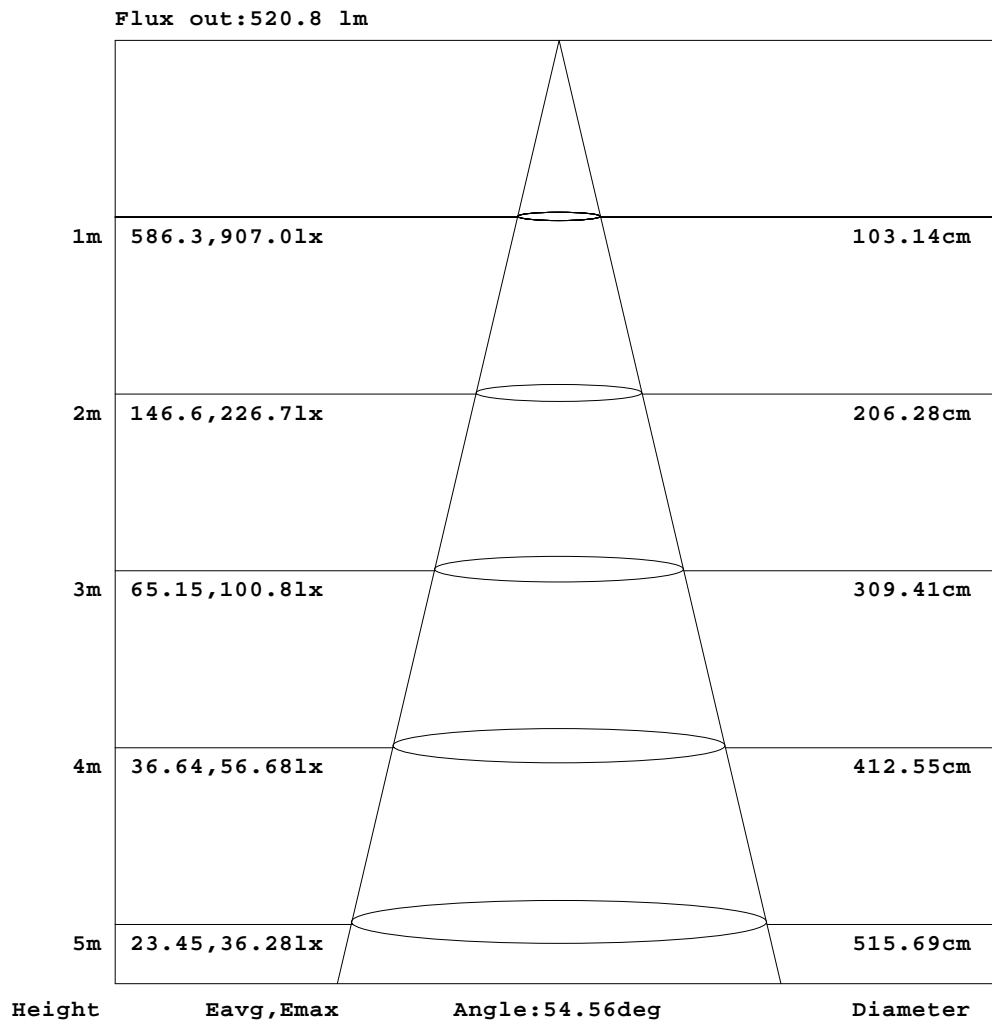


C Range: 0 - 360DEG  
C Interval: 30.0DEG  
Test Speed: HIGH  
Temperature:25.3℃  
Operators:zoe  
Test Date:2023-8-3

γ Range: 0 - 180DEG  
γ Interval: 1.0DEG  
Test System:EVERFINE GO-SPEX500\_V1 SYSTEM V2.00.461  
Humidity:65.0%  
Test Distance:3.160m [K=1.0000]  
Remarks: LAMP:CMA1306-0000-000N0U0A30G Ra:90  
LENS: PM-1084C 50R  
DRIVER: 9290 028 088 250mA  
30minutes warm-up

## AAI Figure

Test:U:220.13V I:0.0522A P:11.098W PF:0.9636 Freq:49.99Hz Lamp Flux:896.707x1 lm		
NAME: 2218.241F-ACOT-97	TYPE:	WEIGHT:
SPEC.: 3000K	DIM.:	SERIAL No.: 2308030971
MFR.: RISE	SUR.: 0.001589625m2	Shielding Angle:



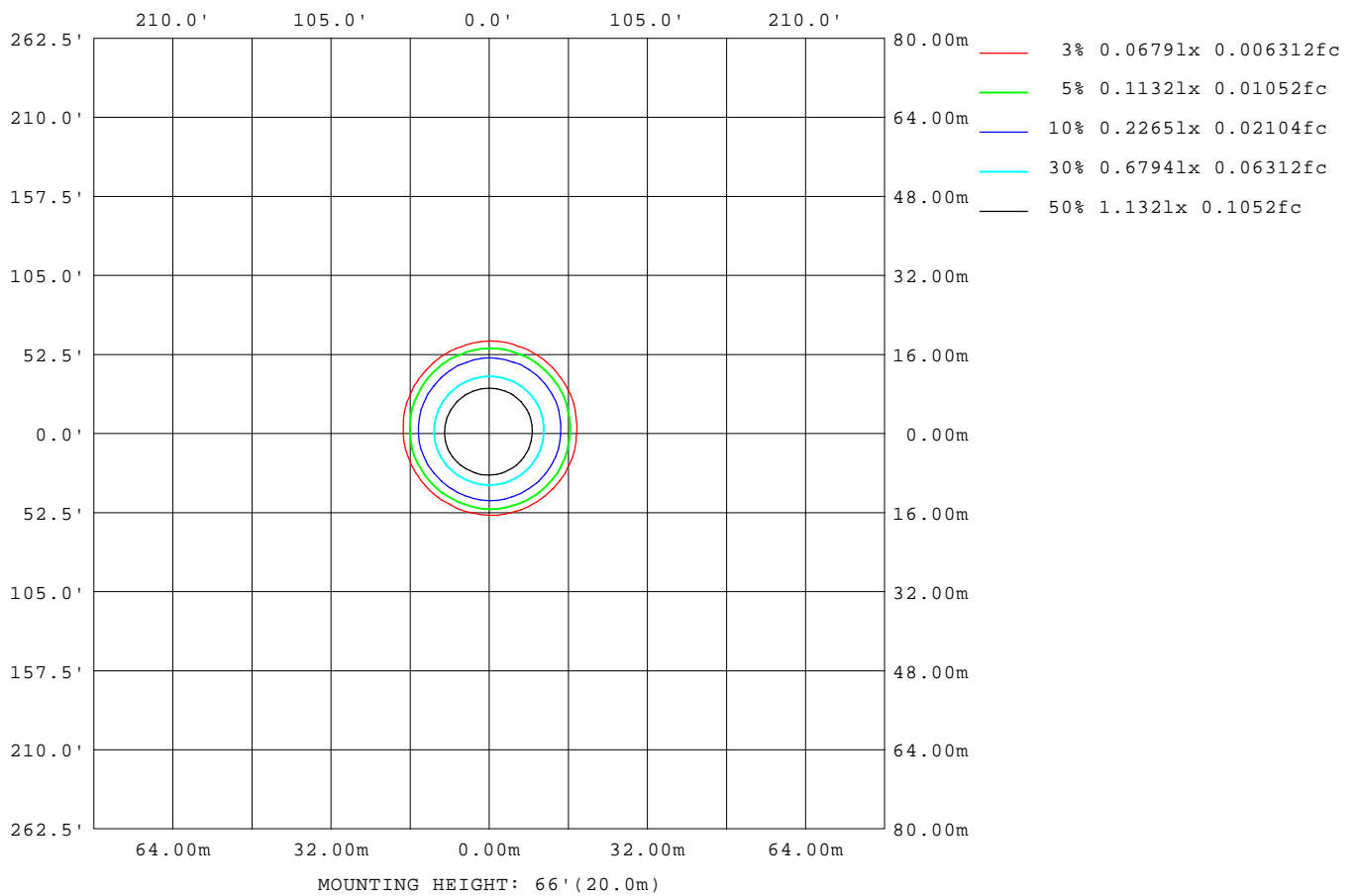
Note:The Curves indicate the illuminated area and the average illumination when the luminaire is at different distance.

C Range: 0 - 360DEG  
C Interval: 30.0DEG  
Test Speed: HIGH  
Temperature:25.3℃  
Operators:zoe  
Test Date:2023-8-3

γ Range: 0 - 180DEG  
γ Interval: 1.0DEG  
Test System:EVERFINE GO-SPEX500\_V1 SYSTEM V2.00.461  
Humidity:65.0%  
Test Distance:3.160m [K=1.0000]  
Remarks: LAMP:CMA1306-0000-000N0U0A30G Ra:90  
LENS: PM-1084C 50R  
DRIVER: 9290 028 088 250mA  
30minutes warm-up

## ISOLUX DIAGRAM

Test:U:220.13V I:0.0522A P:11.098W PF:0.9636 Freq:49.99Hz Lamp Flux:896.707x1 lm		
NAME: 2218.241F-ACOT-97	TYPE:	WEIGHT:
SPEC.: 3000K	DIM.:	SERIAL No.: 2308030971
MFR.: RISE	SUR.: 0.001589625m2	Shielding Angle:



C Range: 0 - 360DEG  
C Interval: 30.0DEG  
Test Speed: HIGH  
Temperature:25.3°C  
Operators:zoe  
Test Date:2023-8-3

γ Range: 0 - 180DEG  
γ Interval: 1.0DEG  
Test System:EVERFINE GO-SPEX500\_V1 SYSTEM V2.00.461  
Humidity:65.0%  
Test Distance:3.160m [K=1.0000]  
Remarks: LAMP:CMA1306-0000-000N0U0A30G Ra:90  
LENS: PM-1084C 50R  
DRIVER: 9290 028 088 250mA  
30minutes warm-up

### LED Avg.L Report

Test:U:220.13V I:0.0522A P:11.098W PF:0.9636 Freq:49.99Hz Lamp Flux:896.707x1 lm		
NAME: 2218.241F-ACOT-97	TYPE:	WEIGHT:
SPEC.: 3000K	DIM.:	SERIAL No.: 2308030971
MFR.: RISE	SUR.: 0.001589625m2	Shielding Angle:

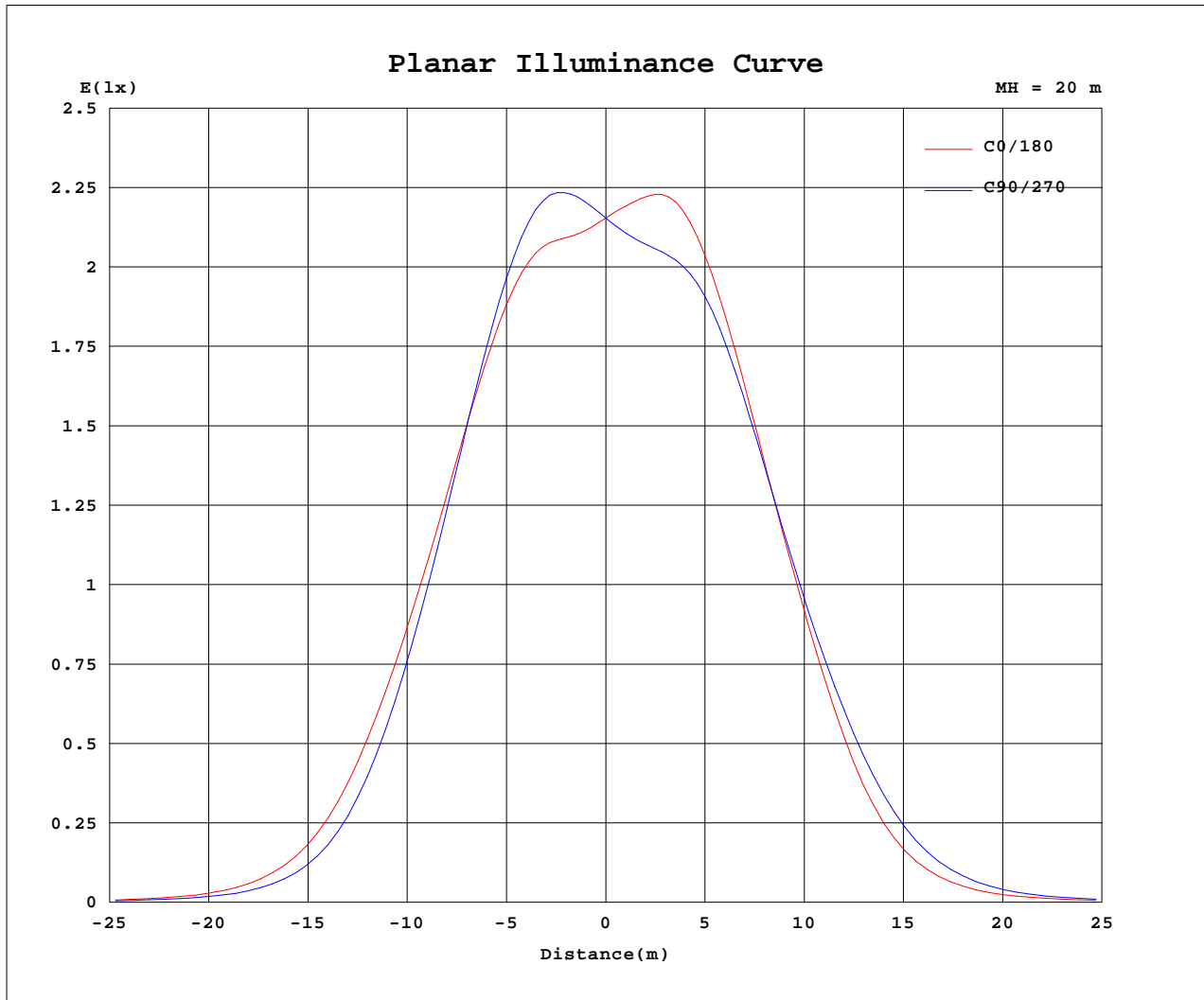
AvgL	cd/m2
L_0~180(65)av	6324
L_0~180(75)av	5957
L_0~180(85)av	2307
L_90~270(65)av	6242
L_90~270(75)av	5582
L_90~270(85)av	2061
L_45(65)av	6300
L_45(75)av	5909
L_45(85)av	2203

Standard: GB/T 29293-2012

C Range: 0 - 360DEG  
C Interval: 30.0DEG  
Test Speed: HIGH  
Temperature:25.3℃  
Operators:zoe  
Test Date:2023-8-3

γ Range: 0 - 180DEG  
γ Interval: 1.0DEG  
Test System:EVERFINE GO-SPEX500\_V1 SYSTEM V2.00.461  
Humidity:65.0%  
Test Distance:3.160m [K=1.0000]  
Remarks: LAMP:CMA1306-0000-000N0U0A30G Ra:90  
LENS: PM-1084C 50R  
DRIVER: 9290 028 088 250mA  
30minutes warm-up

## Planar Illuminance Curve



C Range: 0 - 360DEG  
 C Interval: 30.0DEG  
 Test Speed: HIGH  
 Temperature: 25.3 °C  
 Operators: zoe  
 Test Date: 2023-8-3

γ Range: 0 - 180DEG  
 γ Interval: 1.0DEG  
 Test System: EVERFINE GO-SPEX500\_V1 SYSTEM V2.00.461  
 Humidity: 65.0%  
 Test Distance: 3.160m [K=1.0000]  
 Remarks: LAMP: CMA1306-0000-000N0U0A30G Ra:90  
 LENS: PM-1084C 50R  
 DRIVER: 9290 028 088 250mA  
 30minutes warm-up

## LUMINOUS DISTRIBUTION INTENSITY DATA

Test:U:220.13V I:0.0522A P:11.098W PF:0.9636 Freq:49.99Hz Lamp Flux:896.707x1 lm		
NAME: 2218.241F-ACOT-97	TYPE:	WEIGHT:
SPEC.: 3000K	DIM.:	SERIAL No.: 2308030971
MFR.: RISE	SUR.: 0.001589625m2	Shielding Angle:

Table--1

UNIT: cd

C(DEG) γ (DEG)	0	30	60	90	120	150	180	210	240	270	300	330						
0	862	862	862	862	862	862	862	862	862	862	862	862						
5	849	865	884	903	912	910	897	875	854	842	835	836						
10	856	874	896	914	928	935	924	892	860	847	839	843						
15	810	817	833	841	858	877	878	856	845	827	830	815						
20	696	686	682	687	701	737	753	748	750	735	744	723						
25	538	512	494	489	499	543	575	582	590	587	592	575						
30	363	329	301	289	290	329	372	393	412	419	421	403						
35	193	166	143	132	130	150	182	208	233	248	249	229						
40	84.7	70.4	58.6	52.8	51.0	58.6	73.7	90.1	105	115	115	102						
45	33.6	28.5	24.1	22.0	21.3	23.4	28.5	35.0	42.7	47.3	47.0	41.3						
50	15.8	13.6	11.7	10.8	10.5	11.3	13.3	15.8	18.9	20.5	20.6	18.7						
55	7.87	6.96	6.27	6.05	5.91	6.03	6.70	7.65	8.75	9.61	9.67	9.16						
60	5.11	4.99	4.86	4.73	4.63	4.63	4.73	4.92	5.17	5.33	5.36	5.28						
65	4.38	4.34	4.20	4.04	3.96	4.01	4.11	4.23	4.32	4.35	4.40	4.39						
70	3.63	3.49	3.31	3.07	3.09	3.16	3.31	3.41	3.52	3.59	3.65	3.69						
75	2.62	2.55	2.39	2.08	2.22	2.22	2.28	2.34	2.43	2.52	2.60	2.65						
80	1.52	1.48	1.39	1.21	1.21	1.18	1.21	1.24	1.32	1.40	1.49	1.54						
85	0.43	0.39	0.32	0.23	0.20	0.19	0.21	0.23	0.28	0.34	0.40	0.44						
90	0.00	0.00	0.00	0.00	0.00	0.00	0.00	0.00	0.00	0.00	0.00	0.00						
95	0.00	0.00	0.00	0.00	0.00	0.00	0.00	0.00	0.00	0.00	0.00	0.00						
100	0.00	0.00	0.00	0.00	0.00	0.00	0.00	0.00	0.00	0.00	0.00	0.00						
105	0.00	0.00	0.00	0.00	0.00	0.00	0.00	0.00	0.00	0.00	0.00	0.00						
110	0.00	0.00	0.00	0.00	0.00	0.00	0.00	0.00	0.00	0.00	0.00	0.00						
115	0.00	0.00	0.00	0.00	0.00	0.00	0.00	0.00	0.00	0.00	0.00	0.00						
120	0.00	0.00	0.00	0.00	0.00	0.00	0.00	0.00	0.00	0.00	0.00	0.00						
125	0.00	0.00	0.00	0.00	0.00	0.00	0.00	0.00	0.00	0.00	0.00	0.00						
130	0.00	0.00	0.00	0.00	0.00	0.00	0.00	0.00	0.00	0.00	0.00	0.00						
135	0.00	0.00	0.00	0.00	0.00	0.00	0.00	0.00	0.00	0.00	0.00	0.00						
140	0.00	0.00	0.00	0.00	0.00	0.00	0.00	0.00	0.00	0.00	0.00	0.00						
145	0.00	0.00	0.00	0.00	0.00	0.00	0.00	0.00	0.00	0.00	0.00	0.00						
150	0.00	0.00	0.00	0.00	0.00	0.00	0.00	0.00	0.00	0.00	0.00	0.00						
155	0.00	0.00	0.00	0.00	0.00	0.00	0.00	0.00	0.00	0.00	0.00	0.00						
160	0.00	0.00	0.00	0.00	0.00	0.00	0.00	0.00	0.00	0.00	0.00	0.00						
165	0.00	0.00	0.00	0.00	0.00	0.00	0.00	0.00	0.00	0.00	0.00	0.00						
170	0.00	0.00	0.00	0.00	0.00	0.00	0.00	0.00	0.00	0.00	0.00	0.00						
175	0.00	0.00	0.00	0.00	0.00	0.00	0.00	0.00	0.00	0.00	0.00	0.00						
180	0.00	0.00	0.00	0.00	0.00	0.00	0.00	0.00	0.00	0.00	0.00	0.00						

C Range: 0 - 360DEG  
C Interval: 30.0DEG  
Test Speed: HIGH  
Temperature:25.3℃  
Operators:zoe  
Test Date:2023-8-3

γ Range: 0 - 180DEG  
γ Interval: 1.0DEG  
Test System:EVERFINE GO-SPEX500\_V1 SYSTEM V2.00.461  
Humidity:65.0%  
Test Distance:3.160m [K=1.0000]  
Remarks: LAMP:CMA1306-0000-000N0U0A30G Ra:90  
LENS: PM-1084C 50R  
DRIVER: 9290 028 088 250mA  
30minutes warm-up